

	TOTAL		PERCENT			TOTAL		PERCENT	
01 = REGISTERED VOTERS - TOTAL	8,282				06 = BALLOTS CAST - DEM-FED	0			
02 = BALLOTS CAST - TOTAL	1,908				07 = BALLOTS CAST - NONPARTISAN	15		.79	
03 = BALLOTS CAST - REPUBLICAN	1,643		86.11		08 = BALLOTS CAST - BLANK	2		.10	
04 = BALLOTS CAST - DEMOCRATIC	250		13.10		09 = VOTER TURNOUT - TOTAL			23.04	
05 = BALLOTS CAST - REP-FED	0								
	01	02	03	04	05	06	07	08	09
0101 BELL PLAIN	275	60	50	10	0	0	0	0	21.82
0201 BENNINGTON 1	276	81	70	10	0	0	1	0	29.35
0202 BENNINGTON 2	735	152	127	24	0	0	1	0	20.68
0301 EVANS 1	364	77	64	12	0	0	1	0	21.15
0302 EVANS 2	420	84	77	6	0	0	1	0	20.00
0401 HENRY 1	950	221	201	20	0	0	0	0	23.26
0402 HENRY 2	771	146	126	20	0	0	0	0	18.94
0501 HOPEWELL	410	98	87	11	0	0	0	0	23.90
0601 LACON 1	962	223	184	36	0	0	3	0	23.18
0602 LACON 2	720	164	130	29	0	0	5	1	22.78
0701 La PRAIRIE	258	71	65	6	0	0	0	0	27.52
0801 RICHLAND	308	80	65	13	0	0	2	0	25.97
0901 ROBERTS	654	155	139	16	0	0	0	1	23.70
1001 SARATOGA	189	54	42	12	0	0	0	0	28.57
1101 STEUBEN	788	184	166	17	0	0	1	0	23.35
1201 WHITEFIELD	202	58	50	8	0	0	0	0	28.71

General Primary Election March 20, 2012

Write-In: Republican Donald D. Knuckey, Jr; County Board District #1

Henry #1	Henry #2	Hopewell	LaPrairie	Saratoga	Whitefield	Total
10	8	0	0	1	0	19

Required to be on the ballot: **25 votes therefore not nominated.**

No Provisional Ballots Cast and no outstanding absentees arrived postmarked by April 3, 2012;

Precinct Committeemen Elected:

**Henry 1, Republican Charles G. Owens


**Saratoga, Republican Allan L. Waldschmidt

**Steuben, Republican Travis McGlasson

*** Nominated****** Elected**

I, Andrea J. Mahoney-Platt, County Clerk in and for Marshall County in the State of Illinois, do hereby certify that the foregoing is a true and correct copy of the abstract of votes for Marshall County, Illinois.

The General Primary Election held in the County on the 20th day of March, 2012, of which this abstract of votes was made and is now on file in my office. In testimony whereof, I have hereunto set my hand and seal of said County this 4th day of April, 2012.


Andrea J. Mahoney-Platt
Marshall County Clerk

NUMBERED KEY CANVASS

RUN DATE:04/04/12 09:01 AM

GENERAL PRIMARY ELECTION
MARCH 20, 2012
MARSHALL COUNTY, ILLINOIS
REPUBLICAN

OFFICIAL

REPORT-EL52 PAGE 0002

PRESIDENT OF THE UNITED STATES

VOTES PERCENT

VOTES PERCENT

VOTE FOR 1

01 = MITT ROMNEY

02 = RON PAUL

03 = RICK PERRY

04 = NEWT GINGRICH

612 38.04

130 8.08

14 .87

134 8.33

05 = CHARLES "BUDDY" ROEMER

06 = RICK SANTORUM

07 = OVER VOTES

08 = UNDER VOTES

9 .56

710 44.13

0

34

	01	02	03	04	05	06	07	08
0101 BELL PLAIN	16	3	0	4	0	27	0	0
0201 BENNINGTON 1	29	6	0	4	0	30	0	1
0202 BENNINGTON 2	56	9	0	8	1	52	0	1
0301 EVANS 1	28	4	0	9	1	21	0	1
0302 EVANS 2	36	6	1	11	0	18	0	5
0401 HENRY 1	80	16	2	14	1	84	0	4
0402 HENRY 2	40	12	0	5	0	63	0	6
0501 HOPEWELL	39	11	2	9	3	21	0	2
0601 LACON 1	63	11	2	13	1	92	0	2
0602 LACON 2	55	8	1	9	0	51	0	6
0701 La PRAIRIE	26	5	0	7	1	24	0	2
0801 RICHLAND	26	3	1	10	1	23	0	1
0901 ROBERTS	43	13	0	15	0	66	0	2
1001 SARATOGA	10	1	2	5	0	24	0	0
1101 STEUBEN	52	19	1	9	0	84	0	1
1201 WHITEFIELD	13	3	2	2	0	30	0	0

NUMBERED KEY CANVASS

RUN DATE:04/04/12 09:01 AM

GENERAL PRIMARY ELECTION
MARCH 20, 2012
MARSHALL COUNTY, ILLINOIS
REPUBLICAN

OFFICIAL

REPORT-EL52 PAGE 0003

	VOTES PERCENT		VOTES PERCENT	
REPRESENTATIVE IN CONGRESS 18TH CONGRESSIONAL DISTRICT				
VOTE FOR 1				
01 = AARON SCHOCK	1,452	98.98	03 = OVER VOTES	0
02 = WRITE-IN	15	1.02	04 = UNDER VOTES	176
	01	02	03	04
0101 BELL PLAIN	43	0	0	7
0201 BENNINGTON 1	63	1	0	6
0202 BENNINGTON 2	118	0	0	9
0301 EVANS 1	56	0	0	8
0302 EVANS 2	71	0	0	6
0401 HENRY 1	174	3	0	24
0402 HENRY 2	111	2	0	13
0501 HOPEWELL	73	3	0	11
0601 LACON 1	160	1	0	23
0602 LACON 2	118	0	0	12
0701 La PRAIRIE	57	1	0	7
0801 RICHLAND	58	1	0	6
0901 ROBERTS	123	2	0	14
1001 SARATOGA	37	0	0	5
1101 STEUBEN	145	1	0	20
1201 WHITEFIELD	45	0	0	5

NUMBERED KEY CANVASS

RUN DATE:04/04/12 09:01 AM

GENERAL PRIMARY ELECTION
MARCH 20, 2012
MARSHALL COUNTY, ILLINOIS
REPUBLICAN

OFFICIAL

REPORT-EL52 PAGE 0004

																	VOTES		PERCENT	
DELEGATE TO THE NATIONAL NOMINATING CONVENTION																				
18TH CONGRESSIONAL DISTRICT																				
VOTE FOR 4																				
01 = R. BRAUER (ROMNEY)			550			9.79			09 = K. COYLE (GINGRICH)			148			2.63					
02 = J. DOBSKI (ROMNEY)			527			9.38			10 = V. CIHLA (GINGRICH)			104			1.85					
03 = G. MANIER (ROMNEY)			479			8.53			11 = D. LaHOOD (GINGRICH)			301			5.36					
04 = J. TRACY (ROMNEY)			477			8.49			12 = M. BIGGER (GINGRICH)			134			2.39					
05 = D. HENRY (PAUL)			127			2.26			13 = E. EILERS (SANTORUM)			590			10.50					
06 = R. LAUDER (PAUL)			124			2.21			14 = C. TROVILLION (SANTORUM)			561			9.99					
07 = J. SCRIVNER (PAUL)			121			2.15			15 = D. HULLINGER (SANTORUM)			588			10.47					
08 = B. STEAR (PAUL)			109			1.94			16 = R. KELLER (SANTORUM)			601			10.70					
			01	02	03	04	05	06	07	08	09	10	11	12	13	14	15	16		
0101 BELL PLAIN			11	15	13	9	5	2	3	3	4	4	10	4	23	22	23	23		
0201 BENNINGTON 1			24	24	19	18	5	4	6	7	5	4	13	4	25	26	25	26		
0202 BENNINGTON 2			49	43	40	37	11	11	13	10	9	6	24	11	40	35	42	48		
0301 EVANS 1			23	25	23	24	5	6	5	5	8	7	16	8	22	16	16	17		
0302 EVANS 2			32	33	33	33	4	4	5	6	9	9	12	9	16	16	16	16		
0401 HENRY 1			71	67	62	62	14	11	11	11	14	10	28	15	74	69	68	70		
0402 HENRY 2			31	27	24	27	8	7	7	4	6	4	32	6	51	53	60	57		
0501 HOPEWELL			39	37	36	35	11	11	13	12	10	7	9	7	19	19	20	19		
0601 LACON 1			55	54	49	47	13	9	10	8	12	7	26	10	84	84	84	87		
0602 LACON 2			53	52	50	50	6	8	7	6	9	9	26	7	42	42	40	43		
0701 La PRAIRIE			29	25	21	21	4	4	5	2	6	3	16	7	20	18	18	22		
0801 RICHLAND			27	28	23	23	5	9	4	5	12	7	11	8	13	15	17	16		
0901 ROBERTS			40	39	33	36	15	14	12	12	22	14	33	16	54	43	49	48		
1001 SARATOGA			10	9	8	8	1	1	1	1	5	4	8	6	20	21	22	21		
1101 STEUBEN			43	38	37	36	19	22	17	15	16	8	27	12	64	63	66	66		
1201 WHITEFIELD			13	11	8	11	1	1	2	2	1	1	10	4	23	19	22	22		

NUMBERED KEY CANVASS

RUN DATE:04/04/12 09:01 AM

GENERAL PRIMARY ELECTION
MARCH 20, 2012
MARSHALL COUNTY, ILLINOIS
REPUBLICAN

OFFICIAL

REPORT-EL52 PAGE 0005

	VOTES	PERCENT	VOTES	PERCENT
DELEGATE TO THE NATIONAL NOMINATING CONVENTION				
18TH CONGRESSIONAL DISTRICT				
VOTE FOR 4				
01 = K. GRAY (UNCOMMITTED)	76	.68		
02 = OVER VOTES	7		03 = UNDER VOTES	927
	01	02	03	
0101 BELL PLAIN	2	0	24	
0201 BENNINGTON 1	5	0	40	
0202 BENNINGTON 2	5	1	70	
0301 EVANS 1	1	0	29	
0302 EVANS 2	3	0	52	
0401 HENRY 1	10	1	133	
0402 HENRY 2	7	0	93	
0501 HOPEWELL	8	0	36	
0601 LACON 1	5	1	88	
0602 LACON 2	6	0	64	
0701 La PRAIRIE	1	0	38	
0801 RICHLAND	2	0	35	
0901 ROBERTS	9	2	59	
1001 SARATOGA	2	0	20	
1101 STEUBEN	8	0	107	
1201 WHITEFIELD	2	2	39	

NUMBERED KEY CANVASS

GENERAL PRIMARY ELECTION
MARCH 20, 2012
MARSHALL COUNTY, ILLINOIS
REPUBLICAN

OFFICIAL

RUN DATE:04/04/12 09:01 AM

REPORT-EL52

PAGE 0006

														VOTES	PERCENT	
ALTERNATE DELEGATE TO THE NATIONAL NOMINATING CONVENTION																
18TH CONGRESSIONAL DISTRICT																
VOTE FOR 4																
01 = D.MERRIMAN IAMS (ROMNEY)	542	11.85	09 = C. HORNICKLE (GINGRICH)										174	3.80		
02 = E. LORCH (ROMNEY)	501	10.95	10 = J. PARROTT, JR. (GINGRICH)										184	4.02		
03 = T. MAISCH (ROMNEY)	502	10.98	11 = O. PEREIRA (GINGRICH)										166	3.63		
04 = R. SPAIN (ROMNEY)	525	11.48	12 = D. GRONEWOLD (GINGRICH)										203	4.44		
05 = R. AGAMA (PAUL)	118	2.58	13 = H. BAKER (SANTORUM)										634	13.86		
06 = B. LYLES (PAUL)	154	3.37	14 = F. DRAGOO (SANTORUM)										597	13.05		
07 = R. TESSEM (PAUL)	139	3.04	15 = OVER VOTES										0			
08 = E. MARVIN (PAUL)	135	2.95	16 = UNDER VOTES										1,998			

	01	02	03	04	05	06	07	08	09	10	11	12	13	14	15	16

0101 BELL PLAIN	12	11	13	11	2	3	3	5	7	6	7	9	23	22	0	66
0201 BENNINGTON 1	24	21	25	22	6	5	6	7	5	9	6	7	27	27	0	83
0202 BENNINGTON 2	53	46	45	41	9	9	10	11	18	14	16	17	42	41	0	136
0301 EVANS 1	25	25	23	21	3	6	4	4	11	10	8	11	18	17	0	70
0302 EVANS 2	31	32	28	29	6	6	5	6	11	11	12	13	15	14	0	89
0401 HENRY 1	65	61	61	64	10	18	15	14	16	25	16	24	78	73	0	264
0402 HENRY 2	33	31	27	31	8	12	11	9	8	7	15	14	64	54	0	180
0501 HOPEWELL	38	34	36	37	13	13	15	11	8	11	10	9	18	20	0	75
0601 LACON 1	55	52	53	52	12	11	12	10	15	14	16	15	89	87	0	243
0602 LACON 2	52	48	49	57	7	11	8	8	15	14	11	17	48	44	0	131
0701 La PRAIRIE	23	23	23	28	3	7	4	6	7	9	6	12	22	20	0	67
0801 RICHLAND	26	23	24	25	5	5	7	7	9	11	8	10	20	17	0	63
0901 ROBERTS	43	35	36	40	13	18	13	14	21	20	14	17	55	54	0	163
1001 SARATOGA	9	9	9	9	0	4	1	1	6	5	7	6	23	20	0	59
1101 STEUBEN	43	39	41	47	19	23	22	21	14	16	13	21	66	61	0	218
1201 WHITEFIELD	10	11	9	11	2	3	3	1	3	2	1	1	26	26	0	91

NUMBERED KEY CANVASS

RUN DATE:04/04/12 09:01 AM

GENERAL PRIMARY ELECTION
MARCH 20, 2012
MARSHALL COUNTY, ILLINOIS
REPUBLICAN

OFFICIAL

REPORT-EL52 PAGE 0007

				VOTES	PERCENT					VOTES	PERCENT
STATE SENATOR 37TH LEGISLATIVE DISTRICT											
VOTE FOR 1											
01 = DARIN LaHOOD				1,389	100.00						
02 = OVER VOTES				0		03 = UNDER VOTES				254	

				01	02	03					

0101 BELL PLAIN				39	0	11					
0201 BENNINGTON 1				61	0	9					
0202 BENNINGTON 2				110	0	17					
0301 EVANS 1				54	0	10					
0302 EVANS 2				63	0	14					
0401 HENRY 1				168	0	33					
0402 HENRY 2				115	0	11					
0501 HOPEWELL				68	0	19					
0601 LACON 1				153	0	31					
0602 LACON 2				110	0	20					
0701 La PRAIRIE				61	0	4					
0801 RICHLAND				55	0	10					
0901 ROBERTS				118	0	21					
1001 SARATOGA				37	0	5					
1101 STEUBEN				138	0	28					
1201 WHITEFIELD				39	0	11					

NUMBERED KEY CANVASS

RUN DATE:04/04/12 09:01 AM

GENERAL PRIMARY ELECTION
MARCH 20, 2012
MARSHALL COUNTY, ILLINOIS
REPUBLICAN

OFFICIAL

REPORT-EL52

PAGE 0008

REPRESENTATIVE IN THE GENERAL ASSEMBLY
73RD REPRESENTATIVE DISTRICT

VOTES PERCENT

VOTES PERCENT

VOTE FOR 1

01 = DAVID R. LEITCH

1,400 100.00

02 = OVER VOTES

0

03 = UNDER VOTES

243

	01	02	03
0101 BELL PLAIN	40	0	10
0201 BENNINGTON 1	63	0	7
0202 BENNINGTON 2	115	0	12
0301 EVANS 1	56	0	8
0302 EVANS 2	56	0	21
0401 HENRY 1	168	0	33
0402 HENRY 2	109	0	17
0501 HOPEWELL	72	0	15
0601 LACON 1	155	0	29
0602 LACON 2	112	0	18
0701 La PRAIRIE	61	0	4
0801 RICHLAND	54	0	11
0901 ROBERTS	120	0	19
1001 SARATOGA	36	0	6
1101 STEUBEN	143	0	23
1201 WHITEFIELD	40	0	10

NUMBERED KEY CANVASS

RUN DATE:04/04/12 09:01 AM

GENERAL PRIMARY ELECTION
MARCH 20, 2012
MARSHALL COUNTY, ILLINOIS
REPUBLICAN

OFFICIAL

REPORT-EL52 PAGE 0009

CIRCUIT CLERK

VOTE FOR 1

*01 = GINA (DeRUBEIS) NOE

02 = OVER VOTES

VOTES PERCENT

1,421 100.00
0

03 = UNDER VOTES

VOTES PERCENT

222

	01	02	03
0101 BELL PLAIN	40	0	10
0201 BENNINGTON 1	63	0	7
0202 BENNINGTON 2	113	0	14
0301 EVANS 1	60	0	4
0302 EVANS 2	68	0	9
0401 HENRY 1	174	0	27
0402 HENRY 2	111	0	15
0501 HOPEWELL	73	0	14
0601 LACON 1	156	0	28
0602 LACON 2	112	0	18
0701 La PRAIRIE	59	0	6
0801 RICHLAND	57	0	8
0901 ROBERTS	119	0	20
1001 SARATOGA	35	0	7
1101 STEUBEN	145	0	21
1201 WHITEFIELD	36	0	14

NUMBERED KEY CANVASS

RUN DATE:04/04/12 09:01 AM

GENERAL PRIMARY ELECTION
MARCH 20, 2012
MARSHALL COUNTY, ILLINOIS
REPUBLICAN

OFFICIAL

REPORT-EL52 PAGE 0010

STATE'S ATTORNEY

VOTE FOR 1

* 01 = PAUL EDWARD BAUER

02 = OVER VOTES

VOTES PERCENT

1,363 100.00
0

03 = UNDER VOTES

VOTES PERCENT

280

	01	02	03
0101 BELL PLAIN	36	0	14
0201 BENNINGTON 1	54	0	16
0202 BENNINGTON 2	108	0	19
0301 EVANS 1	55	0	9
0302 EVANS 2	55	0	22
0401 HENRY 1	167	0	34
0402 HENRY 2	107	0	19
0501 HOPEWELL	69	0	18
0601 LACON 1	153	0	31
0602 LACON 2	105	0	25
0701 La PRAIRIE	58	0	7
0801 RICHLAND	56	0	9
0901 ROBERTS	121	0	18
1001 SARATOGA	36	0	6
1101 STEUBEN	143	0	23
1201 WHITEFIELD	40	0	10

NUMBERED KEY CANVASS

RUN DATE:04/04/12 09:01 AM

GENERAL PRIMARY ELECTION
MARCH 20, 2012
MARSHALL COUNTY, ILLINOIS
REPUBLICAN

OFFICIAL

REPORT-EL52 PAGE 0011

CORONER

VOTES PERCENT

VOTES PERCENT

VOTE FOR 1

* 01 = DAVID C. LENZ JR.

02 = OVER VOTES

1,372 100.00

0

03 = UNDER VOTES

271

	01	02	03
0101 BELL PLAIN	37	0	13
0201 BENNINGTON 1	58	0	12
0202 BENNINGTON 2	112	0	15
0301 EVANS 1	60	0	4
0302 EVANS 2	64	0	13
0401 HENRY 1	153	0	48
0402 HENRY 2	103	0	23
0501 HOPEWELL	70	0	17
0601 LACON 1	160	0	24
0602 LACON 2	113	0	17
0701 La PRAIRIE	57	0	8
0801 RICHLAND	57	0	8
0901 ROBERTS	127	0	12
1001 SARATOGA	32	0	10
1101 STEUBEN	143	0	23
1201 WHITEFIELD	26	0	24

NUMBERED KEY CANVASS

RUN DATE:04/04/12 09:01 AM

GENERAL PRIMARY ELECTION
MARCH 20, 2012
MARSHALL COUNTY, ILLINOIS
REPUBLICAN

OFFICIAL

REPORT-EL52

PAGE 0012

	VOTES	PERCENT		VOTES	PERCENT
COUNTY BOARD MEMBER DISTRICT 1					
VOTE FOR 4					
* 01 = VICKI ANN WALDSCHMIDT	371	43.75			
* 02 = CHARLES G. OWENS	449	52.95	04 = OVER VOTES	0	
* 03 = WRITE-IN	28	3.30	05 = UNDER VOTES	1,436	

	01	02	03	04	05

0401 HENRY 1	139	163	13	0	489
0402 HENRY 2	68	112	9	0	315
0501 HOPEWELL	59	62	3	0	224
0701 La PRAIRIE	40	48	2	0	170
1001 SARATOGA	34	26	1	0	107
1201 WHITEFIELD	31	38	0	0	131

NUMBERED KEY CANVASS

RUN DATE:04/04/12 09:01 AM

GENERAL PRIMARY ELECTION
MARCH 20, 2012
MARSHALL COUNTY, ILLINOIS
REPUBLICAN

OFFICIAL

REPORT-EL52 PAGE 0013

	VOTES	PERCENT		VOTES	PERCENT		
COUNTY BOARD MEMBER DISTRICT 2							
VOTE FOR 4							
* 01 = GARY R. KROESCHEN	355	24.79					
* 02 = HARRIET SUE McGRATH	298	20.81	05 = REBECCA DONNA	214	14.94		
* 03 = BRADLEY J. LINDSTROM	285	19.90	06 = OVER VOTES	0			
* 04 = ROBERT S. BAKEWELL	280	19.55	07 = UNDER VOTES	676			
	01	02	03	04	05	06	07
0101 BELL PLAIN	24	35	33	23	17	0	68
0201 BENNINGTON 1	53	28	35	20	39	0	105
0202 BENNINGTON 2	114	81	60	46	58	0	149
0301 EVANS 1	41	39	31	44	31	0	70
0302 EVANS 2	37	35	35	63	17	0	121
0901 ROBERTS	86	80	91	84	52	0	163

NUMBERED KEY CANVASS

RUN DATE:04/04/12 09:01 AM

GENERAL PRIMARY ELECTION
MARCH 20, 2012
MARSHALL COUNTY, ILLINOIS
REPUBLICAN

OFFICIAL

REPORT-EL52 PAGE 0014

						VOTES	PERCENT			VOTES	PERCENT
COUNTY BOARD MEMBER DISTRICT 3											
VOTE FOR 4											
*	01 = J.H. (JACK) JOHNSON					372	35.84				
*	02 = TRAVIS McGLASSON					337	32.47	04 = OVER VOTES		0	
*	03 = MARTIN J. McLAUGHLIN					329	31.70	05 = UNDER VOTES		1,142	

		01	02	03	04	05					

0601	LACON 1	125	103	107	0	401					
0602	LACON 2	91	78	83	0	268					
0801	RICHLAND	47	46	44	0	123					
1101	STEUBEN	109	110	95	0	350					

NUMBERED KEY CANVASS

RUN DATE:04/04/12 09:01 AM

GENERAL PRIMARY ELECTION
MARCH 20, 2012
MARSHALL COUNTY, ILLINOIS
REPUBLICAN

OFFICIAL

REPORT-EL52 PAGE 0015

	VOTES PERCENT		VOTES PERCENT	
JUDGE OF THE CIRCUIT COURT - 10TH JUDICIAL CIRCUIT				
(TO FILL THE VACANCY OF THE HON. JAMES E. SHADID)				
VOTE FOR 1				
01 = KATE GORMAN	1,224	81.87	03 = OVER VOTES	1
02 = MATTHEW HOPPOCK	271	18.13	04 = UNDER VOTES	147
	01	02	03	04
0101 BELL PLAIN	34	11	0	5
0201 BENNINGTON 1	52	9	0	9
0202 BENNINGTON 2	102	17	0	8
0301 EVANS 1	48	8	0	8
0302 EVANS 2	59	5	0	13
0401 HENRY 1	150	38	0	13
0402 HENRY 2	99	21	0	6
0501 HOPEWELL	65	13	0	9
0601 LACON 1	123	44	1	16
0602 LACON 2	105	14	0	11
0701 La PRAIRIE	50	12	0	3
0801 RICHLAND	48	10	0	7
0901 ROBERTS	106	19	0	14
1001 SARATOGA	29	6	0	7
1101 STEUBEN	117	37	0	12
1201 WHITEFIELD	37	7	0	6

NUMBERED KEY CANVASS

RUN DATE:04/04/12 09:01 AM

GENERAL PRIMARY ELECTION
MARCH 20, 2012
MARSHALL COUNTY, ILLINOIS
DEMOCRATIC

OFFICIAL

REPORT-EL52

PAGE 0016

	VOTES	PERCENT		VOTES	PERCENT
PRESIDENT OF THE UNITED STATES					
VOTE FOR 1					
01 = BARACK OBAMA	218	100.00			
02 = OVER VOTES	0		03 = UNDER VOTES	32	
	01	02	03		
0101 BELL PLAIN	9	0	1		
0201 BENNINGTON 1	5	0	5		
0202 BENNINGTON 2	22	0	2		
0301 EVANS 1	11	0	1		
0302 EVANS 2	5	0	1		
0401 HENRY 1	19	0	1		
0402 HENRY 2	18	0	2		
0501 HOPEWELL	9	0	2		
0601 LACON 1	33	0	3		
0602 LACON 2	25	0	4		
0701 La PRAIRIE	6	0	0		
0801 RICHLAND	9	0	4		
0901 ROBERTS	15	0	1		
1001 SARATOGA	12	0	0		
1101 STEUBEN	14	0	3		
1201 WHITEFIELD	6	0	2		

NUMBERED KEY CANVASS

RUN DATE:04/04/12 09:01 AM

GENERAL PRIMARY ELECTION
MARCH 20, 2012
MARSHALL COUNTY, ILLINOIS
DEMOCRATIC

OFFICIAL

REPORT-EL52

PAGE 0017

	VOTES	PERCENT		VOTES	PERCENT
REPRESENTATIVE IN CONGRESS 18TH CONGRESSIONAL DISTRICT					
VOTE FOR 1					
01 = STEVE WATERWORTH	144	66.98	03 = OVER VOTES	0	
02 = MATTHEW A. WOODMANCY	71	33.02	04 = UNDER VOTES	35	
	01	02	03	04	
0101 BELL PLAIN	5	3	0	2	
0201 BENNINGTON 1	7	3	0	0	
0202 BENNINGTON 2	17	6	0	1	
0301 EVANS 1	7	3	0	2	
0302 EVANS 2	2	3	0	1	
0401 HENRY 1	12	4	0	4	
0402 HENRY 2	11	8	0	1	
0501 HOPEWELL	6	4	0	1	
0601 LACON 1	22	12	0	2	
0602 LACON 2	13	8	0	8	
0701 La PRAIRIE	4	1	0	1	
0801 RICHLAND	8	1	0	4	
0901 ROBERTS	11	2	0	3	
1001 SARATOGA	7	5	0	0	
1101 STEUBEN	7	6	0	4	
1201 WHITEFIELD	5	2	0	1	

NUMBERED KEY CANVASS

RUN DATE:04/04/12 09:01 AM

GENERAL PRIMARY ELECTION
MARCH 20, 2012
MARSHALL COUNTY, ILLINOIS
DEMOCRATIC

OFFICIAL

REPORT-EL52 PAGE 0018

			VOTES		PERCENT					VOTES		PERCENT			
DELEGATE TO THE NATIONAL NOMINATING CONVENTION															
18TH CONGRESSIONAL DISTRICT															
VOTE FOR 5															
01 = B. HALSTEAD (OBAMA)		181		21.52											
02 = L. KALANIK COSTA (OBAMA)		154		18.31		05 = B. CARR (OBAMA)		177		21.05					
03 = S. STOCKS-SMITH (OBAMA)		171		20.33		06 = OVER VOTES		0							
04 = T. TRIMMER (OBAMA)		158		18.79		07 = UNDER VOTES		409							

		01		02		03		04		05		06		07	

0101 BELL PLAIN		4		4		4		3		6		0		29	
0201 BENNINGTON 1		5		5		5		5		8		0		22	
0202 BENNINGTON 2		20		18		19		18		19		0		26	
0301 EVANS 1		10		8		9		9		10		0		14	
0302 EVANS 2		3		1		3		1		3		0		19	
0401 HENRY 1		15		15		15		14		16		0		25	
0402 HENRY 2		14		12		14		12		14		0		34	
0501 HOPEWELL		6		6		8		7		8		0		20	
0601 LACON 1		31		25		28		27		26		0		43	
0602 LACON 2		19		18		20		18		20		0		50	
0701 La PRAIRIE		5		4		4		2		4		0		11	
0801 RICHLAND		5		6		7		8		7		0		32	
0901 ROBERTS		13		7		9		9		9		0		33	
1001 SARATOGA		11		9		8		9		9		0		14	
1101 STEUBEN		14		11		13		11		13		0		23	
1201 WHITEFIELD		6		5		5		5		5		0		14	

NUMBERED KEY CANVASS

RUN DATE:04/04/12 09:01 AM

GENERAL PRIMARY ELECTION
MARCH 20, 2012
MARSHALL COUNTY, ILLINOIS
DEMOCRATIC

OFFICIAL

REPORT-EL52 PAGE 0019

	VOTES	PERCENT		VOTES	PERCENT
STATE SENATOR 37TH LEGISLATIVE DISTRICT					
VOTE FOR 1					
01 = NO CANDIDATE FILED	0				
02 = OVER VOTES	0		03 = UNDER VOTES	250	
	01	02	03		
0101 BELL PLAIN	0	0	10		
0201 BENNINGTON 1	0	0	10		
0202 BENNINGTON 2	0	0	24		
0301 EVANS 1	0	0	12		
0302 EVANS 2	0	0	6		
0401 HENRY 1	0	0	20		
0402 HENRY 2	0	0	20		
0501 HOPEWELL	0	0	11		
0601 LACON 1	0	0	36		
0602 LACON 2	0	0	29		
0701 La PRAIRIE	0	0	6		
0801 RICHLAND	0	0	13		
0901 ROBERTS	0	0	16		
1001 SARATOGA	0	0	12		
1101 STEUBEN	0	0	17		
1201 WHITEFIELD	0	0	8		

NUMBERED KEY CANVASS

RUN DATE:04/04/12 09:01 AM

GENERAL PRIMARY ELECTION
MARCH 20, 2012
MARSHALL COUNTY, ILLINOIS
DEMOCRATIC

OFFICIAL

REPORT-EL52 PAGE 0020

	VOTES	PERCENT		VOTES	PERCENT
REPRESENTATIVE IN THE GENERAL ASSEMBLY					
73RD REPRESENTATIVE DISTRICT					
VOTE FOR 1					
01 = NO CANDIDATE FILED	0				
02 = OVER VOTES	0		03 = UNDER VOTES	250	
	01	02	03		
0101 BELL PLAIN	0	0	10		
0201 BENNINGTON 1	0	0	10		
0202 BENNINGTON 2	0	0	24		
0301 EVANS 1	0	0	12		
0302 EVANS 2	0	0	6		
0401 HENRY 1	0	0	20		
0402 HENRY 2	0	0	20		
0501 HOPEWELL	0	0	11		
0601 LACON 1	0	0	36		
0602 LACON 2	0	0	29		
0701 La PRAIRIE	0	0	6		
0801 RICHLAND	0	0	13		
0901 ROBERTS	0	0	16		
1001 SARATOGA	0	0	12		
1101 STEUBEN	0	0	17		
1201 WHITEFIELD	0	0	8		

NUMBERED KEY CANVASS

RUN DATE:04/04/12 09:01 AM

GENERAL PRIMARY ELECTION
MARCH 20, 2012
MARSHALL COUNTY, ILLINOIS
DEMOCRATIC

OFFICIAL

REPORT-EL52 PAGE 0021

CIRCUIT CLERK

VOTE FOR 1

01 = NO CANDIDATE FILED

02 = OVER VOTES

VOTES PERCENT

VOTES PERCENT

0

0

03 = UNDER VOTES

250

01 02 03

0101 BELL PLAIN	0	0	10
0201 BENNINGTON 1	0	0	10
0202 BENNINGTON 2	0	0	24
0301 EVANS 1	0	0	12
0302 EVANS 2	0	0	6
0401 HENRY 1	0	0	20
0402 HENRY 2	0	0	20
0501 HOPEWELL	0	0	11
0601 LACON 1	0	0	36
0602 LACON 2	0	0	29
0701 La PRAIRIE	0	0	6
0801 RICHLAND	0	0	13
0901 ROBERTS	0	0	16
1001 SARATOGA	0	0	12
1101 STEUBEN	0	0	17
1201 WHITEFIELD	0	0	8

NUMBERED KEY CANVASS

RUN DATE:04/04/12 09:01 AM

GENERAL PRIMARY ELECTION
MARCH 20, 2012
MARSHALL COUNTY, ILLINOIS
DEMOCRATIC

OFFICIAL

REPORT-EL52 PAGE 0022

			VOTES	PERCENT	VOTES PERCENT	
STATE'S ATTORNEY						
VOTE FOR 1						
01 = NO CANDIDATE FILED			0			
02 = OVER VOTES			0			
				03 = UNDER VOTES	250	
			01	02	03	
0101 BELL PLAIN	0	0	10			
0201 BENNINGTON 1	0	0	10			
0202 BENNINGTON 2	0	0	24			
0301 EVANS 1	0	0	12			
0302 EVANS 2	0	0	6			
0401 HENRY 1	0	0	20			
0402 HENRY 2	0	0	20			
0501 HOPEWELL	0	0	11			
0601 LACON 1	0	0	36			
0602 LACON 2	0	0	29			
0701 La PRAIRIE	0	0	6			
0801 RICHLAND	0	0	13			
0901 ROBERTS	0	0	16			
1001 SARATOGA	0	0	12			
1101 STEUBEN	0	0	17			
1201 WHITEFIELD	0	0	8			

NUMBERED KEY CANVASS

RUN DATE:04/04/12 09:01 AM

GENERAL PRIMARY ELECTION
MARCH 20, 2012
MARSHALL COUNTY, ILLINOIS
DEMOCRATIC

OFFICIAL

REPORT-EL52 PAGE 0023

	VOTES	PERCENT		VOTES	PERCENT
CORONER					
VOTE FOR 1					
01 = NO CANDIDATE FILED	0				
02 = OVER VOTES	0		03 = UNDER VOTES	250	
	01	02	03		
0101 BELL PLAIN	0	0	10		
0201 BENNINGTON 1	0	0	10		
0202 BENNINGTON 2	0	0	24		
0301 EVANS 1	0	0	12		
0302 EVANS 2	0	0	6		
0401 HENRY 1	0	0	20		
0402 HENRY 2	0	0	20		
0501 HOPEWELL	0	0	11		
0601 LACON 1	0	0	36		
0602 LACON 2	0	0	29		
0701 La PRAIRIE	0	0	6		
0801 RICHLAND	0	0	13		
0901 ROBERTS	0	0	16		
1001 SARATOGA	0	0	12		
1101 STEUBEN	0	0	17		
1201 WHITEFIELD	0	0	8		

NUMBERED KEY CANVASS

RUN DATE:04/04/12 09:01 AM

GENERAL PRIMARY ELECTION
MARCH 20, 2012
MARSHALL COUNTY, ILLINOIS
DEMOCRATIC

OFFICIAL

REPORT-EL52 PAGE 0024

	VOTES	PERCENT		VOTES	PERCENT
COUNTY BOARD MEMBER DISTRICT 1					
VOTE FOR 4					
01 = NO CANDIDATE FILED	0				
02 = OVER VOTES	0		03 = UNDER VOTES	308	
	01	02	03		
0401 HENRY 1	0	0	80		
0402 HENRY 2	0	0	80		
0501 HOPEWELL	0	0	44		
0701 La PRAIRIE	0	0	24		
1001 SARATOGA	0	0	48		
1201 WHITEFIELD	0	0	32		

NUMBERED KEY CANVASS

RUN DATE:04/04/12 09:01 AM

GENERAL PRIMARY ELECTION
MARCH 20, 2012
MARSHALL COUNTY, ILLINOIS
DEMOCRATIC

OFFICIAL

REPORT-EL52 PAGE 0025

	VOTES	PERCENT		VOTES	PERCENT
COUNTY BOARD MEMBER DISTRICT 2					
VOTE FOR 4					
01 = NO CANDIDATE FILED	0				
02 = OVER VOTES	0		03 = UNDER VOTES	312	
	01	02	03		
0101 BELL PLAIN	0	0	40		
0201 BENNINGTON 1	0	0	40		
0202 BENNINGTON 2	0	0	96		
0301 EVANS 1	0	0	48		
0302 EVANS 2	0	0	24		
0901 ROBERTS	0	0	64		

NUMBERED KEY CANVASS

RUN DATE:04/04/12 09:01 AM

GENERAL PRIMARY ELECTION
MARCH 20, 2012
MARSHALL COUNTY, ILLINOIS
DEMOCRATIC

OFFICIAL

REPORT-EL52 PAGE 0026

	VOTES	PERCENT		VOTES	PERCENT
COUNTY BOARD MEMBER DISTRICT 3					
VOTE FOR 4					
*01 = HENRY (HANK) GAUWITZ JR.	86	100.00			
02 = OVER VOTES	0		03 = UNDER VOTES	294	
	01	02	03		
0601 LACON 1	35	0	109		
0602 LACON 2	25	0	91		
0801 RICHLAND	12	0	40		
1101 STEUBEN	14	0	54		

NUMBERED KEY CANVASS

RUN DATE:04/04/12 09:01 AM

GENERAL PRIMARY ELECTION
MARCH 20, 2012
MARSHALL COUNTY, ILLINOIS
DEMOCRATIC

OFFICIAL

REPORT-EL52 PAGE 0027

	VOTES	PERCENT	VOTES	PERCENT
JUDGE OF THE CIRCUIT COURT - 10TH JUDICIAL CIRCUIT (TO FILL THE VACANCY OF THE HON. JAMES E. SHADID)				
VOTE FOR 1				
01 = CHRISTOPHER J. SPANOS	214	100.00		
02 = OVER VOTES	0		03 = UNDER VOTES	36
	01	02	03	
0101 BELL PLAIN	6	0	4	
0201 BENNINGTON 1	8	0	2	
0202 BENNINGTON 2	23	0	1	
0301 EVANS 1	10	0	2	
0302 EVANS 2	5	0	1	
0401 HENRY 1	18	0	2	
0402 HENRY 2	18	0	2	
0501 HOPEWELL	8	0	3	
0601 LACON 1	33	0	3	
0602 LACON 2	25	0	4	
0701 La PRAIRIE	6	0	0	
0801 RICHLAND	9	0	4	
0901 ROBERTS	14	0	2	
1001 SARATOGA	11	0	1	
1101 STEUBEN	12	0	5	
1201 WHITEFIELD	8	0	0	

NUMBERED KEY CANVASS

GENERAL PRIMARY ELECTION
MARCH 20, 2012
MARSHALL COUNTY, ILLINOIS

OFFICIAL

REPORT-EL52

PAGE 0028


RUN DATE:04/04/12 09:01 AM

	VOTES		PERCENT			VOTES		PERCENT	
MARSHALL COUNTY QUEST.- UNINC. AREA UNINCORPORATED AREA									
VOTE FOR 1									
*01 = YES		363	52.69		03 = OVER VOTES		0		
02 = NO		326	47.31		04 = UNDER VOTES		84		
	01	02	03	04					
0101 BELL PLAIN	27	15	0	7					
0201 BENNINGTON 1	30	16	0	3					
0202 BENNINGTON 2	5	5	0	0					
0301 EVANS 1	6	10	0	2					
0302 EVANS 2	5	8	0	3					
0401 HENRY 1	4	9	0	1					
0501 HOPEWELL	47	38	0	13					
0601 LACON 1	35	47	0	9					
0602 LACON 2	7	3	0	1					
0701 La PRAIRIE	46	20	0	5					
0801 RICHLAND	38	22	0	8					
0901 ROBERTS	39	48	0	10					
1001 SARATOGA	22	25	0	7					
1101 STEUBEN	28	35	0	6					
1201 WHITEFIELD	24	25	0	9					

*** PASSED**

I, Andrea J. Mahoney-Platt, County Clerk in and for Marshall County in the State of Illinois, do hereby certify that the foregoing is a true and correct copy of the abstract of votes for Marshall county, Illinois.

The General Primary Election held in the County on the 20th day of March, 2012, of which this abstract of votes was made and is now on file in my office. In testimony whereof, I have hereunto set my hand and seal of said County this 4th day of April, 2012.


Andrea J. Mahoney-Platt
Marshall County Clerk

NUMBERED KEY CANVASS

GENERAL PRIMARY ELECTION
MARCH 20, 2012
MARSHALL COUNTY, ILLINOIS

OFFICIAL

RUN DATE:04/04/12 09:01 AM

REPORT-EL52

PAGE 0029

CITY OF HENRY QUESTION

VOTES PERCENT

VOTES PERCENT

VOTE FOR 1

*01 = YES

02 = NO

192 59.81

129 40.19

03 = OVER VOTES

04 = UNDER VOTES

0

32

0401 HENRY 1

0402 HENRY 2

01 02 03 04

116 70 0 21

76 59 0 11

*** PASSED**

I, Andrea J. Mahoney-Platt, County Clerk in and for Marshall County in the State of Illinois, do hereby certify that the foregoing is a true and correct copy of the abstract of votes for Marshall county, Illinois.

The General Primary Election held in the County on the 20th day of March, 2012, of which this abstract of votes was made and is now on file in my office. In testimony whereof, I have hereunto set my hand and seal of said County this 4th day of April, 2012.


Andrea J. Mahoney-Platt
Marshall County Clerk

NUMBERED KEY CANVASS

GENERAL PRIMARY ELECTION
MARCH 20, 2012
MARSHALL COUNTY, ILLINOIS

OFFICIAL

RUN DATE:04/04/12 09:01 AM

REPORT-EL52 PAGE 0030

CITY OF LACON QUESTION

VOTE FOR 1

*01 = YES

02 = NO

VOTES PERCENT

VOTES PERCENT

148 57.81

108 42.19

03 = OVER VOTES

04 = UNDER VOTES

0

29

0601 LACON 1

0602 LACON 2

01 02 03 04


64 58 0 10

84 50 0 19

*** PASSED**

I, Andrea J. Mahoney-Platt, County Clerk in and for Marshall County in the State of Illinois, do hereby certify that the foregoing is a true and correct copy of the abstract of votes for Marshall county, Illinois.

The General Primary Election held in the County on the 20th day of March, 2012, of which this abstract of votes was made and is now on file in my office. In testimony whereof, I have hereunto set my hand and seal of said County this 4th day of April, 2012.


Andrea J. Mahoney-Platt
Marshall County Clerk

NUMBERED KEY CANVASS

GENERAL PRIMARY ELECTION
MARCH 20, 2012
MARSHALL COUNTY, ILLINOIS

OFFICIAL

RUN DATE:04/04/12 09:01 AM

REPORT-EL52 PAGE 0031

CITY OF TOLUCA QUESTION

VOTES PERCENT

VOTES PERCENT

VOTE FOR 1

*01 = YES

108 64.29

03 = OVER VOTES

0

02 = NO

60 35.71

04 = UNDER VOTES

6

0201 BENNINGTON 1

01 02 03 04

0202 BENNINGTON 2

0301 EVANS 1

20 12 0 0

88 48 0 6

0 0 0 0

*** PASSED**

I, Andrea J. Mahoney-Platt, County Clerk in and for Marshall County in the State of Illinois, do hereby certify that the foregoing is a true and correct copy of the abstract of votes for Marshall county, Illinois.

The General Primary Election held in the County on the 20th day of March, 2012, of which this abstract of votes was made and is now on file in my office. In testimony whereof, I have hereunto set my hand and seal of said County this 4th day of April, 2012.


Andrea J. Mahoney-Platt
Marshall County Clerk

NUMBERED KEY CANVASS

GENERAL PRIMARY ELECTION
MARCH 20, 2012
MARSHALL COUNTY, ILLINOIS

OFFICIAL

RUN DATE:04/04/12 09:01 AM

REPORT-EL52 PAGE 0032


	VOTES	PERCENT		VOTES	PERCENT
CITY OF WENONA QUESTION					
VOTE FOR 1					
01 = YES	53	46.90	03 = OVER VOTES	0	
* 02 = NO	* 60	53.10	04 = UNDER VOTES	14	
	01	02	03	04	
0301 EVANS 1	24	28	0	7	
0302 EVANS 2	29	32	0	7	

LaSALLE HAD TWO REGISTERED VOTERS WITH (0) BALLOTS CAST

*** FAILED**

I, Andrea J. Mahoney-Platt, County Clerk in and for Marshall County in the State of Illinois, do hereby certify that the foregoing is a true and correct copy of the abstract of votes for Marshall county, Illinois.

The General Primary Election held in the County on the 20th day of March, 2012, of which this abstract of votes was made and is now on file in my office. In testimony whereof, I have hereunto set my hand and seal of said County this 4th day of April, 2012.


Andrea J. Mahoney-Platt
Marshall County Clerk

NUMBERED KEY CANVASS

GENERAL PRIMARY ELECTION
MARCH 20, 2012
MARSHALL COUNTY, ILLINOIS

OFFICIAL

RUN DATE:04/04/12 09:01 AM

REPORT-EL52 PAGE 0033

VILLAGE OF WASHBURN QUESTION

VOTES PERCENT

VOTES PERCENT

VOTE FOR 1

01 = YES

02 = NO

7 70.00

3 30.00

03 = OVER VOTES

04 = UNDER VOTES

0

2

01 02 03 04

7 3 0 2

0801 RICHLAND

* PASSED

I, Andrea J. Mahoney-Platt, County Clerk in and for Marshall County in the State of Illinois, do hereby certify that the foregoing is a true and correct copy of the abstract of votes for Marshall county, Illinois.

The General Primary Election held in the County on the 20th day of March, 2012, of which this abstract of votes was made and is now on file in my office. In testimony whereof, I have hereunto set my hand and seal of said County this 4th day of April, 2012.


Andrea J. Mahoney-Platt
Marshall County Clerk

LOCAL OFFICE CANVASS

GENERAL PRIMARY ELECTION
MARCH 20, 2012
MARSHALL COUNTY, ILLINOIS

OFFICIAL

RUN DATE:04/04/12 09:53 AM

REPORT-EL60

PAGE 001

PRECINCT	OFFICE TITLE	CANDIDATE	VOTES	%
0101 BELL PLAIN	REP-PRECINCT COMMITTEEMAN BELL PLAIN	NO CANDIDATE FILED	0	
	DEM-PRECINCT COMMITTEEMAN BELL PLAIN	NO CANDIDATE FILED	0	
0201 BENNINGTON 1	REP-PRECINCT COMMITTEEMAN BENNINGTON 1	NO CANDIDATE FILED	0	
	DEM-PRECINCT COMMITTEEMAN BENNINGTON 1	NO CANDIDATE FILED	0	
0202 BENNINGTON 2	REP-PRECINCT COMMITTEEMAN BENNINGTON 2	NO CANDIDATE FILED	0	
	DEM-PRECINCT COMMITTEEMAN BENNINGTON 2	NO CANDIDATE FILED	0	
0301 EVANS 1	REP-PRECINCT COMMITTEEMAN EVANS 1	NO CANDIDATE FILED	0	
	DEM-PRECINCT COMMITTEEMAN EVANS 1	NO CANDIDATE FILED	0	
0302 EVANS 2	REP-PRECINCT COMMITTEEMAN EVANS 2	NO CANDIDATE FILED	0	
	DEM-PRECINCT COMMITTEEMAN EVANS 2	NO CANDIDATE FILED	0	
0401 HENRY 1	REP-PRECINCT COMMITTEEMAN HENRY 1	NO CANDIDATE FILED	0	
	DEM-PRECINCT COMMITTEEMAN HENRY 1	NO CANDIDATE FILED	0	
0402 HENRY 2	REP-PRECINCT COMMITTEEMAN HENRY 2	** CHARLES G. OWENS	116	100.00
	DEM-PRECINCT COMMITTEEMAN HENRY 2	NO CANDIDATE FILED	0	
0501 HOPEWELL	REP-PRECINCT COMMITTEEMAN HOPEWELL	NO CANDIDATE FILED	0	
	DEM-PRECINCT COMMITTEEMAN HOPEWELL	NO CANDIDATE FILED	0	
0601 LACON 1	REP-PRECINCT COMMITTEEMAN LACON 1	NO CANDIDATE FILED	0	
	DEM-PRECINCT COMMITTEEMAN LACON 1	NO CANDIDATE FILED	0	
0602 LACON 2	REP-PRECINCT COMMITTEEMAN LACON 2	NO CANDIDATE FILED	0	
	DEM-PRECINCT COMMITTEEMAN LACON 2	NO CANDIDATE FILED	0	
0701 La PRAIRIE	REP-PRECINCT COMMITTEEMAN LAPRAIRIE	NO CANDIDATE FILED	0	
	DEM-PRECINCT COMMITTEEMAN LAPRAIRIE	NO CANDIDATE FILED	0	
0801 RICHLAND	REP-PRECINCT COMMITTEEMAN RICHLAND	NO CANDIDATE FILED	0	
	DEM-PRECINCT COMMITTEEMAN RICHLAND	NO CANDIDATE FILED	0	

LOCAL OFFICE CANVASS

GENERAL PRIMARY ELECTION
MARCH 20, 2012
MARSHALL COUNTY, ILLINOIS

OFFICIAL

RUN DATE:04/04/12 09:53 AM

REPORT-EL60 PAGE 002

PRECINCT	OFFICE TITLE	CANDIDATE	VOTES	%
0901 ROBERTS	REP-PRECINCT COMMITTEEMAN ROBERTS	NO CANDIDATE FILED	0	
	DEM-PRECINCT COMMITTEEMAN ROBERTS	NO CANDIDATE FILED	0	
1001 SARATOGA	REP-PRECINCT COMMITTEEMAN SARATOGA	**ALLAN L. WALDSCHMIDT	39	100.00
	DEM-PRECINCT COMMITTEEMAN SARATOGA	NO CANDIDATE FILED	0	
1101 STEUBEN	REP-PRECINCT COMMITTEEMAN STEUBEN	**TRAVIS McGLASSON	129	100.00
	DEM-PRECINCT COMMITTEEMAN STEUBEN	NO CANDIDATE FILED	0	
1201 WHITEFIELD	REP-PRECINCT COMMITTEEMAN WHITEFIELD	NO CANDIDATE FILED	0	
	DEM-PRECINCT COMMITTEEMAN WHITEFIELD	NO CANDIDATE FILED	0	

FILED

APR 02 2012

Veronica Mahoney-Blatt
MARSHALL COUNTY CLERK/RECORDER




JO ANN CARRETTO
LASALLE COUNTY CLERK

State of Illinois)
) SS.
County of LaSalle)

I, JoAnn Carretto, LaSalle County Clerk, do hereby certify that as a result of an omission, LaSalle County did not receive a Certificate of Ballot for the referenda question for the City of Wenona, LaSalle and Marshall Counties, Illinois to be voted at the General Primary Election held on the 20th day of March, 2012. As a result of this omission, the referenda question was not printed on the official ballot.

I further state, that the Office of LaSalle County Clerk did publish a notice of public question in the News-Tribune of LaSalle, Illinois on the 9th day of March, 2012. In addition, I further state that paper ballots were created for those voters in the LaSalle County portion of the City of Wenona. LaSalle County has two (2) registered voters in the City of Wenona and there were zero (0) ballots cast for the referenda question.


Dated this 2nd day of April, 2012.



JoAnn Carretto
JoAnn Carretto, LaSalle County Clerk

I, Andrea J. Mahoney-Platt, County Clerk in and for Marshall County in the State of Illinois, do hereby certify that the foregoing is a true and correct copy of the abstract of votes for Marshall county, Illinois.

The General Primary Election held in the County on the 20th day of March, 2012, of which this abstract of votes was made and is now on file in my office. In testimony whereof, I have hereunto set my hand and seal of said County this 4th day of April, 2012.

A handwritten signature in cursive script that reads "Andrea J. Mahoney-Platt". The signature is written in dark ink and is positioned above the printed name and title.

Andrea J. Mahoney-Platt
Marshall County Clerk