

RESOLUTION NO. 19-70

**Special Use Permit #19-223  
Text Amendment**


**WHEREAS**, the Marshall County Zoning Board of Appeals held a Public hearing on September 19, 2019, for ZBA #19-223 Text Amendment requested by the Marshall County Zoning Committee to amend the ordinance regarding the Wind Energy Conversion Systems (WECS). Definitions of WECS tower heights and setbacks for primary structures, incorporated areas and unincorporated subdivisions in Marshall County.


**WHEREAS**, the Marshall County Zoning Board of Appeals voted 3 Ayes to recommend approval of ZBA #18-223 Application for Text Amendment for Wind Energy Conversion Systems (WECS).

**NOW, THEREFORE, BE IT ORDAINED** that the Marshall County Board hereby approves the Text Amendment #19-223.

Passed and Adopted at Lacon, Illinois, Marshall County, Illinois on this 10<sup>th</sup> day of October 2019, by a vote of 10 ayes, 0 nays, and 0 abstain.

*2-Absent*

  
\_\_\_\_\_  
Gary Kroeschen, Chairman  
Marshall County Board

ATTEST:  
  
\_\_\_\_\_  
Jill Kenyon, Marshall County Clerk

CHAPTER 4  
GENERAL REQUIREMENTS FOR ALL ZONING DISTRICTS

...

4.22 GENERAL REQUIREMENTS FOR WIND ENERGY CONVERSION  
SYSTEMS (WECS) IN MARSHALL COUNTY

...

3 DEFINITIONS

...

- l. "WECS Tower Height" means the distance from the highest point of the system, e.g. blade at a 12:00 position, to the predevelopment ground surface. ~~center of the hub to the top surface of the WECS foundation.~~

...

4. APPLICATION

...

- b. The special Use Permit Application shall contain or be accompanied by the following information:

...

- v. A site plan for the installation of WECSs showing planned locations, including:

...

- Public or Restricted Airports within 14,000 feet of a proposed tower.

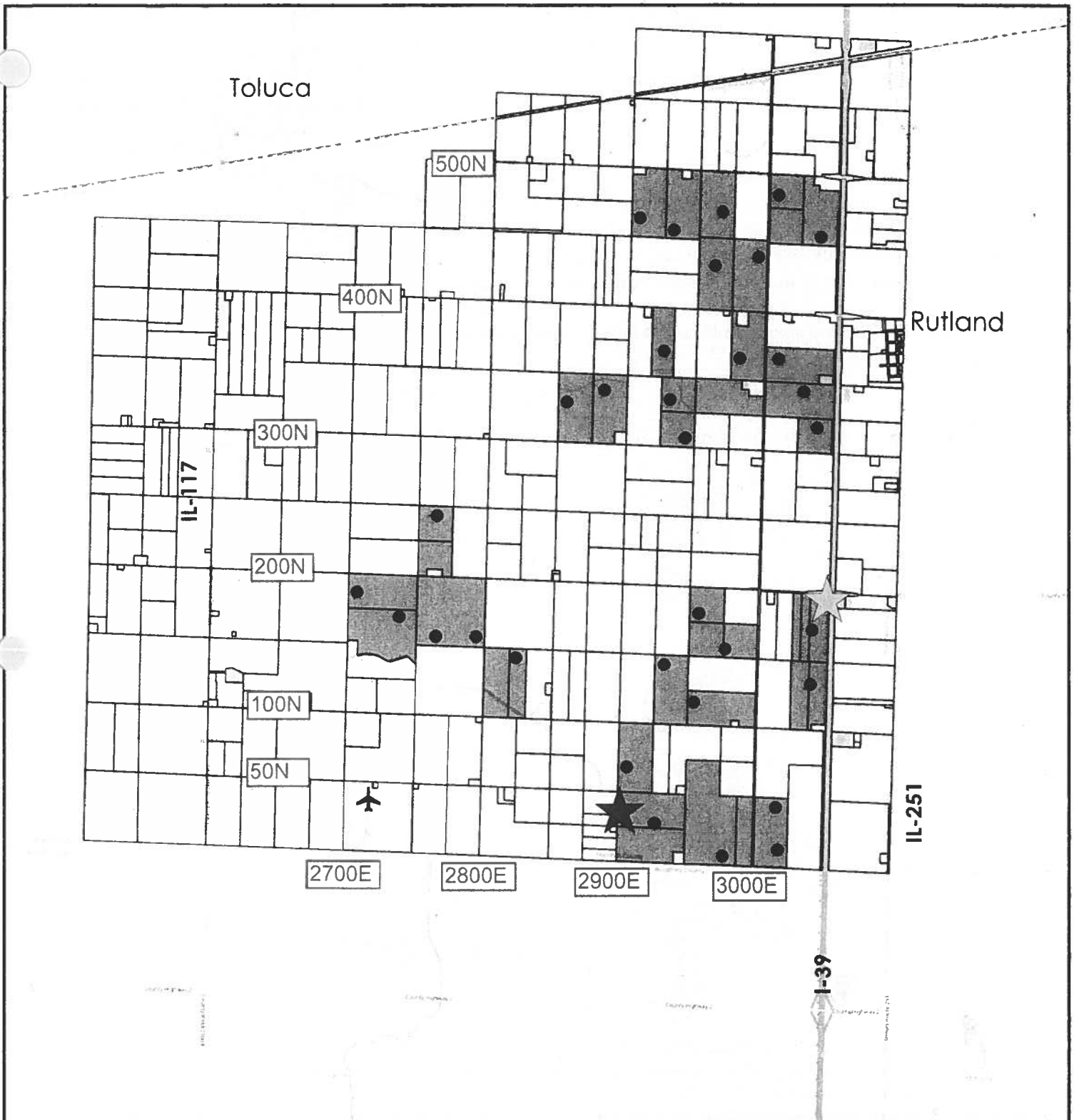
...

5. SETBACKS

- a. All WECS Towers shall be set back a distance of at least 1,500 1000 feet or 3.0 times the WECS Tower Height, whichever is greater, from any Primary Structure. The setback distance shall be measured from the nearest corner of the Primary Structure to the center of the WECS Tower foundation. The owner of the Primary Structure may waive this setback requirement.

...

- e. All WECS Towers shall be set back a distance of at least 2,640 feet an incorporated area, unincorporated community or unincorporated subdivision, provided the unincorporated areas have at least three residences. The setback distance shall be measured from the nearest corner of the Primary Structure to the center of the WECS Tower foundation.



Parcel included in this SUP Application

Wind Turbine

O&M Building

Substation

AirStrip Point

## Bennington Wind Project Layout

